



Helping through technology

Hydrotherapy

Hydrotherapy Virtual Walk

Hydrotherapy is a therapy with the use of water. It is a stimulus treatment that involves the action of water on human body during immersion in tub and whirlpool or pouring and showering. Therapy in water is one of the oldest treatments known in physiotherapy. Thanks to the physical and chemical properties of water we are able to:

- increase the overall immunity of the body
- reduce stress and tension
- decrease pain
- help patient with numerous diseases muscle skeleton nervous and cardiovascular system, after injuries and surgeries

You can see the devices by visiting our facilities virtually.



Scan to see more



Scan to see more



MAGELLAN / MAGELLAN BASIC

01.501.042 / 01.501.051

Scan to see product presentation



Multifunctional hydrotherapy bath

MAGELLAN tub is designed especially for automatic underwater massage, combined with pearl bath and chromotherapy treatment. 7" touch screen panel provides easy operation and preview of therapy parameters. Rich options allow adjusting this tub to specific customer requirements. Automatic features 4 of Magellan's multiple systems do not require the presence of staff during the treatment.



Volume: 220 l



Length: 2200 mm



Width: 950 mm



Height: 980 mm

Technical features:

- automatic underwater massage: 34 jets - 5 sections (feet, ankles, knees, hips and spine)
- pearl bath system: 14x5 jets
- chromotherapy: 7 basic colors plus derivative colors
- 7" touch screen control panel
- two automatic filling levels: 110 and 220 liters
- ability to create and store therapeutic programs (100)
- switch off of required nozzle sections
- ability to set the sequence and time separately for each section,
- electronically controlled automatic water drain
- innovative no-spout filling system



	MAGELLAN	MAGELLAN BASIC
Automatic underwater massage: 34 water jets (5 sections: feet, ankles, knees, hips and spine)	✓	✓
Pearl bath system: 14x5 air jets	✓	✓
Chromotherapy system	✓	(option)
Chemical disinfection system	✓	(option)
Aromatherapy system option	(option)	(option)
System of keeping temperature/heating up the water in the tub	(option)	(option)
Hose for underwater massage with 3 interchangeable option nozzles	(option)	(option)
Hand shower	✓	✓
Footsupport	✓	✓
Side hand rails	✓	✓
7" touch control panel	✓	✓
Automatic filling system	✓	✓
Automatic set of required water level	✓	✓
Electronically controlled automatic drainage of water	✓	✓
Automatic switch off after time of treatment	✓	✓
Pump "dry-working" protection	✓	✓
Failure and phase sequence change protection	✓	✓
Overload protection	✓	✓
Stair for easy climbing into the tub	✓	✓
Cleaning liquid (1l)	✓	✓

ALMAGRO / ALMAGRO BASIC

01.501.091 / 01.501.095

Scan to see product presentation



Underwater massage tub

ALMAGRO tub is designed to perform precise underwater massage. The procedure can be performed manually using a hose with interchangeable nozzles (smooth pressure regulation in range 0-5,5 bar). Additionally Almagro is equipped with air pearls system, 8 side jets and 6 jets in spine area (optional for Almagro Basic). The parameters are controlled with the touch screen control panel.



Volume: 240 l



Length: 2200 mm



Width: 950 mm



Height: 980 mm

Technical features:

- hose for underwater massage with interchangeable tips
- touch screen control panel
- automatic filling
- two filling levels: 120 and 240 liters
- electronically controlled automatic water drain
- innovative no-spout filling system



	ALMAGRO	ALMAGRO BASIC
Automatic underwater massage: 8 side jets	✓	(option)
Automatic underwater massage: 6 spine jets	✓	(option)
Pearl bath system - 14x5 jets	✓	(option)
Chemical disinfection system	(option)	(option)
Chromotherapy system	(option)	(option)
Aromatherapy system	(option)	(option)
System of keeping temperature/heating up the water in the tub	(option)	(option)
Hand shower	✓	✓
Hose for underwater massage with 3 interchangeable nozzles	✓	✓
Side hand rails	✓	✓
Touch control panel	✓	✓
Automatic filling system	✓	✓
Automatic set of required water level	✓	✓
Electronically controlled automatic drainage of water	✓	✓
Automatic switch off after time of treatment	✓	✓
Pump "dry-working" protection	✓	✓
Failure and phase sequence change protection	✓	✓
Overload protection	✓	✓
Stair for easy climbing into the tub	✓	✓
Cleaning liquid (1l)	✓	✓

Scan to see product presentation



Underwater massage & electrotherapy bathtub

Bathtub TOLEDO is used for electrotherapy bath and underwater massage. The procedure can be performed manually with use of a hose with 3 interchangeable nozzles (adjustable pressure range 0-5,5 bar) or with the optional automatic underwater massage jets system. The touch control panel allows to set the time of procedure, type of current, direction of its flow and active applicators. Electrodes placed on the walls of the tub are made of high quality stainless steel with interchangeable polarity. TOLEDO can generate galvanic, diadynamic and Faradic currents.



Volume: 240 l



Length: 2200 mm



Width: 950 mm



Height: 980 mm

Steel electrodes for electrotherapy treatment	✓
Automatic underwater massage: 8 side jets	(option)
Automatic underwater massage: 4 spine jets	(option)
Pearl bath system - 14x5 jets	(option)
Chemical disinfection system	(option)
Chromotherapy system	(option)
Hand shower	✓
Hose for underwater massage with 3 interchangeable nozzles	✓
Side grab rails	✓
7" touch control panel	✓
Automatic filling system	✓
Automatic set of required water level	✓
Electronically controlled automatic drainage of water	✓
Automatic switch off after time of treatment	✓
Pump "dry-working" protection	✓
Failure and phase sequence change protection	✓
Overload protection	✓
Stair for easy climbing into the tub	✓
Cleaning liquid (1l)	✓
System of keeping temperature/heating up the water in option the tub	(option)
Aromatherapy system	(option)

Technical features:

- electrodes for electrotherapy treatment made of high quality steel
- hose for underwater massage with 3 interchangeable nozzles
- touch screen control panel
- two filling levels: 120 and 240 liters
- electronically controlled automatic water drain
- innovative no-spout filling system



Scan to see product presentation



Underwater massage & electrotherapy bathtub

Bathtub T-UWM / E is used for electrotherapy and underwater massage. The procedure can be performed manually using a hose with 3 interchangeable nozzles (a continuously adjustable pressure range 0-5,5 bar) or with the optional automatic massage jet system. The parameters can be controlled with the touch screen control panel - operating time, current type, direction of current flow, the polarization of each applicator. Electrodes placed on the walls of the bath are made of high quality stainless steel. T-UWM / E generates galvanic, diadynamic and Faradic currents.



Volume: 350 l



Length: 2300 mm



Width: 960 mm



Height: 900 mm

9 steel electrodes for electrotherapy treatment	✓
Automatic underwater massage: 6 / 8 side jets	(option)
Automatic underwater massage: 3 / 4 spine jets	(option)
Pearl bath system: 14 x 5 jets	(option)
Chemical disinfection system	(option)
Hand shower	✓
Hose for underwater massage with 3 interchangeable nozzles	✓
Side hand rails	✓
Head support	✓
7" touch control panel	✓
Automatic filling system	✓
Automatic set of required water level	✓
Electronically controlled automatic drainage of water	✓
Automatic switch off after time of treatment	✓
Pump "dry-working" protection	✓
Failure and phase sequence change protection	✓
Overload protection	✓
Stair for easy climbing into the tub	✓
Cleaning liquid (1l)	✓
Aromatherapy system	(option)
System of keeping temperature/heating up the water in the tub	(option)

Technical features:

- electrodes for electrotherapy treatment made from high quality stainless steel
- hose for underwater massage with interchangeable nozzles
- touch screen control panel
- automatic filling system
- hand shower



T-UWM

01.501.001

Scan to see product presentation



Underwater massage tub

T-UWM is a bathtub for manual underwater massage with hose (with 3 interchangeable nozzles and adjustable pressure range 0-5,5 bar) or with the optional automatic massage system jets. The parameters can be controlled with the touch screen control panel. For water saving T-UWM has two filling levels (200 and 350 liters). The ergonomic shape and dimensions of the tub allow easy and convenient access to patient during treatments with the manual underwater massage hose.



Volume: 350 l



Length: 2300 mm



Width: 960 mm



Height: 900 mm

Hose for underwater massage with 3 interchangeable nozzles	<input checked="" type="checkbox"/>
Automatic underwater massage: 6 / 8 side jets	(option)
Automatic underwater massage: 3 / 4 spine jets	(option)
Pearl bath system: 14 x 5 jets	(option)
Chemical disinfection system	(option)
Hand shower	<input checked="" type="checkbox"/>
Side hand rails	<input checked="" type="checkbox"/>
Touch screen control panel	<input checked="" type="checkbox"/>
Automatic filling system	<input checked="" type="checkbox"/>
Automatic set of required water level	<input checked="" type="checkbox"/>
Electronically controlled automatic drainage of water	<input checked="" type="checkbox"/>
Automatic switch off after time of treatment	<input checked="" type="checkbox"/>
Pump "dry-working" protection	<input checked="" type="checkbox"/>
Failure and phase sequence change protection	<input checked="" type="checkbox"/>
Overload protection	<input checked="" type="checkbox"/>
Stair for easy climbing into the tub	<input checked="" type="checkbox"/>
Cleaning liquid	<input checked="" type="checkbox"/>
Aromatherapy system	(option)
System of keeping temperature/heating up the water in the tub	(option)

Technical features:

- enough space for convenient access to patient
- hose for underwater massage
- head support
- two filling levels 200 and 350 liters
- hand rails on walls of the tub



T-MP UWM AUTOMAT

01.501.002

Scan to see product presentation



Automatic underwater massage tub

This tub is designed to carry out an automatic underwater massage treatment. It does not require the constant presence of the therapist near the unit. Massage is performed using a system of 28 jets divided into 5 sections. Thanks to the electronic control panel, massage can be conducted in a certain direction simulating manual massage and the individual sections can be programmed independently.



Volume: 250 l



Length: 2800 mm



Width: 840 mm



Height: 740 mm

Technical features:

- automatic underwater massage: 28 jets (5 sections: feet, ankles, knees, hips and spine)
- full capacity 250 liters (working level 190 liters)
- anatomic shaped bowl of the tub
- automatic filling system
- high-quality pump that provides sufficiently high water pressure during the treatment



Automatic underwater massage: 28 jets (5 sections: feet, ankles, knees, hips and spine)	<input checked="" type="checkbox"/>
Pearl bath system: 14 x 5 jets	<input checked="" type="checkbox"/>
Chemical disinfection system	(option)
Chromotherapy system	(option)
System of keeping temperature/heating up the water in the tub	(option)
Hand shower	<input checked="" type="checkbox"/>
Touch control panel	<input checked="" type="checkbox"/>
Automatic filling system	<input checked="" type="checkbox"/>
Automatic set of required water level	<input checked="" type="checkbox"/>
Electronically controlled automatic drainage of water	<input checked="" type="checkbox"/>
Automatic switch off after time of treatment	<input checked="" type="checkbox"/>
Pump "dry-working" protection	<input checked="" type="checkbox"/>
Failure and phase sequence change protection	<input checked="" type="checkbox"/>
Overload protection	<input checked="" type="checkbox"/>
Cleaning liquid (1l)	<input checked="" type="checkbox"/>
Aromatherapy system	(option)

T-MP DISCOVERY

Scan to see product presentation



Medical bathtub

T-MP DISCOVERY is design for comfortable and ergonomic balneological treatments. There are four models, so everyone can choose the device which suits the best to the specific requirements. With the optional retrofitting, you can also expand the range of applications of the model. All medical bathtubs are made of impact resistant glass fiber reinforced plastic GRP, which ensures longterm work without investment and reduces the risk of bath coating damage.



Volume: 240 l



Length: 2200 mm



Width: 950 mm



Height: 980 mm

	T-MP	T-MP/S	T-MP/B	T-MP/S/B	T-MP/K
Water filling system	✓	✓	✓	✓	✓
Hand shower	✓	✓	✓	✓	✓
Pearl bath system - (11 x 5 jets)	(option)	(option)	-	-	(option)
Electronic ther- mometer	(option)	(option)	-	-	-
Saturator CO2	-	-	-	-	(option)
Chromotherapy	(option)	(option)	(option)	(option)	(option)
Aromatherapy	(option)	(option)	(option)	(option)	(option)

Ask about options: water massage, disinfection, heating and touch screen panel

T-MP DISCOVERY 01.501.120

Bathtub designed for medical bath - aromatherapy, treatments in water.

T-MP/S DISCOVERY 01.501.123

Bathtub is suitable for salty and sulphide water. Specially designed fittings and connections protect the bathtub rom chemicals used during treatments.

T-MP/B DISCOVERY 01.501.121

Bathtub for medical mud bath - has enlarged outflow, which makes it easier to drain a bathtub with a mixture of mud and water.

T-MP/S/B DISCOVERY 01.501.124

The combination of salt water, hydrogen sulphide and mud baths.

T-MP/K DISCOVERY 01.501.130

Bathtub is designed for carbonic acid bath. The standard equipment does not include CO2 saturator.

SATURATOR CO2 01.501.010

Saturator is designed to enrich the water used in medicinal baths of CO2. Gas fed to the saturator is mixed at sufficient pressure with water and then transferred to the bath-tub, where treatment is performed.



T-MP

Scan to see product presentation



Medical bathtubs

Collection of medical bathtubs include four models, so one can choose the device that best suits the specific requirements. With the optional retrofitting, you can also expand the range of applications of the model. All medical bathtubs are made of impact resistant glass fiber composite, which ensures long-term work without investment and reduces the risk of damage of the bath housing.



Volume: 250 l



Length: 2080 mm



Width: 840 mm



Height: 740 mm

	T-MP	T-MP/S	T-MP/B	T-MP/S/B	T-MP/K
Water filling system	✓	✓	✓	✓	✓
Hand shower	✓	✓	✓	✓	✓
Pearl bath system - (11 x 5 jets)	(option)	(option)	-	-	(option)
Electronic ther- mometer	(option)	(option)	-	-	-
Saturator CO ²	-	-	-	-	(option)

T-MP 01.501.009

Bathtub designed for medical bath - aromatherapy, treatments in water.

T-MP/S 01.501.066

Bathtub is suitable for salty and sulphide water. Specially designed fittings and connections protect the bathtub from chemicals used during treatments.

T-MP/B 01.501.044

Bathtub for medical mud bath - has enlarged outflow, which makes it easier to drain a bathtub with a mixture of mud and water.

T-MP/S/B 01.501.070

The combination of salt water, hydrogen sulphide and mud baths.

T-MP/K 01.501.082

Bathtub is designed for carbonic acid bath. The standard equipment does not include CO2 saturator.

T-MOT UWM / T-MOT

01.501.027 / 01.501.028

Scan to see product presentation



Hubbard tank - „butterfly” tub

Hubbard tank called also “butterfly tub” has been used for many years to allow patients requiring special care and individual attention from therapist to exercise in the water environment, under the strict supervision of a therapist. Large size of the tub allows free movements to the patient. Made of glass fiber reinforced (GFK) plastic, what ensures years of trouble-free operation and reduces the risk of damage of the tub. Depending on the version of Hubbard’s tank may be equipped with, among others, a system for underwater massage (T-MOT UWM) and skimmer - a special transfer, which adapts bath water recycling (connection to the treatment station).



Volume: 1100 l Length: 2450 mm Width: 2000 mm Height: 900 mm

Technical features:

- 8 handles inside the tub for safety and patient comfort
- head support
- hand shower
- hose for underwater massage with 3 interchangeable nozzles (option)
- extensive retrofitting



	T-MOT UWM	T-MOT
Water filling system	✓	✓
Hand shower	✓	✓
Hose for underwater massage with 3 interchangeable nozzles	✓	(option)
Jets for underwater massage (8 jets)	(option)	-
Jets for underwater massage (4 jets)	(option)	-
Chemical disinfection system	(option)	(option)
Skimmer for water recycling	(option)	(option)
Pearl bath system	(option)	(option)
Water temperature keeping system	(option)	(option)
Pump “dry-working” protection	(option)	-
Stair for easy climbing into the tub	✓	✓

CASTILLO / CASTILLO BASIC

01.501.076 / 01.501.088

Scan to see product presentation



Upper extremity whirlpool

CASTILLO whirlpool is designed for massage of hands, forearms and elbows. Jets with adjustable water outflow allow to conduct a treatment of the upper limb. Pearl massage enhances the functionality of the bath and optional retrofit allows you to customize a bath to meet your requirements. The design provides easy access for patients in wheelchairs.



Volume: 36 l Length: 950 mm Width: 1100 mm Height: 1070 mm

Technical features:

- innovative no-spout filling system
- jet system with adjustable outflow of water stream (10 jets)
- passive pearl massage
- touch control panel (CASTILLO)
- thermostatic valve
- modern design



	CASTILLO	CASTILLO BASIC
10 jets for underwater massage	✓	✓
Hand shower	✓	✓
Thermostatic valve	✓	✓
Valve regulated water aeration “passive pearl massage”	✓	✓
Touch control panel	✓	-
Automatic filling system with electronic thermometer	✓	-
Automatic switch off after time of treatment	✓	-
Pump “dry-work” protection	✓	-
Chemical disinfection system	(option)	(option)
Whirlpool chair BETA	✓	✓
Cleaning liquid (1l)	✓	✓
Lymphatic drainage	(option)	(option)

1114 E / 1114 T

01.501.012 / 01.501.011

Scan to see product presentation



Upper extremity whirlpool

Whirlpool 1114 is designed for massage of the hands, forearms and elbows. Jets with adjustable directions of water outflow allow to conduct a thorough treatment of the upper limbs. Pearl massage enhances the functionality of the bathtub and optional retrofit allows you to customize a bath to meet your requirements. The design provides easy access for wheelchair patients.



Volume: 20 l



Length: 770 mm



Width: 790 mm



Height: 930 mm

Technical features:

- small dimensions
- semi-automatic drainage system
- adjustable height
- jets system with adjustable direction of water stream
- touch control panel (1114E)



	1114 E	1114 T
4 jets for underwater massage	✓	✓
Hand shower	✓	✓
Valve regulated water aeration "passive pearl massage"	✓	✓
Filling system with electronic thermometer	✓	-
Touch control panel	✓	-
Automatic switch off after treatment time	✓	-
Pump "dry-working" protection	✓	-
Chemical disinfection system	(option)	(option)
Thermostatic valve	✓	(option)
Whirlpool chair	✓	✓
Cleaning liquid (1l)	✓	✓

1115 EZ / 1115 T

01.501.050 / 01.501.015

Scan to see product presentation



Lower extremities & lumbar spine whirlpool tub

Whirlpool tubs 1115 EZ and 1115 T are designed for treatment of lower limbs and lumbar spine. The treatment in both models is carried out by 12 underwater jets with adjustable working direction, divided into three separate sections. Two levels of filling the bathtub provide significant water saving. Electronic panel ensure the possibility to choose between 7 possible combinations of sections operation.



Volume: 210 l



Length: 1440 mm



Width: 720 mm



Height: 980 mm

Technical features:

- jet system with possibility to adjust direction of water outflow (12 jets divided in 3 independent sections)
- semi-automatic drainage system
- two water filling levels (80 and 210 liters)
- combined operation of sections (model 1115 EZ)
- touch control panel (model 1115 EZ)



	1115 EZ	1115 T
12 jets for underwater massage in 3 independent sections	✓	✓
Hand shower	✓	✓
Passive pearl massage	✓	✓
Touch control panel	✓	-
Automatic filling system with electronic thermometer	✓	-
Automatic switch off after time of treatment	✓	-
Pump "dry-working" protection	✓	-
Electronically controlled automatic drainage of water	(option)	-
Chemical disinfection system	(option)	(option)
System of keeping temperature/heating up the water in the tub	(option)	-
Stairs for easy enter into the tub	✓	✓
Cleaning liquid (1l)	✓	✓

KOLUMB / KOLUMB BASIC

01.501.052 / 01.501.053

Scan to see product presentation



Lower extremities & lumbar spine whirlpool tub

Whirlpool KOLUMB is designed for lower limb and lumbar spine treatment. Massage is performed by 14 jets with adjustable water flow direction, divided into three separate sections. Thanks to the control system it is possible to choose from 7 different possible combinations. Two levels of tub filling allow significant water savings. Pearl bath system (55 jets - 11 x 5) and chromotherapy (model KOLUMB) enriches the hydrotherapy treatment.



Volume: 210 l



Length: 1540 mm



Width: 870 mm



Height: 1070 mm

Technical features:

- jet system with possibility to adjust direction of waterflow (14 jets in 3 independent sections)
- combinations of work per sections
- two filling levels (80 and 210 liters)
- electronic thermometer
- pearl bath system - 55 jets
- innovative no-spout filling system
- touch screen control panel
- modern design



	KOLUMB	KOLUMB BASIC
Automatic underwater massage: 14 jets in 3 sections (feet, knees, spine)	✓	✓
Hand shower	✓	✓
Pearl bath system: 11x5 jets	✓	(option)
Touch control panel	✓	✓
Automatic filling system with electronic thermometer	✓	✓
Automatic switch off after time of treatment	✓	✓
Pump "dry-working" protection	✓	✓
Chemical disinfection system	✓	(option)
Chromotherapy system	✓	(option)
Thermostatic valve	-	(option)
Anal jets (2 pc)	(option)	(option)
Electronically controlled automatic drainage of water	(option)	(option)
System of keeping temperature/heating up the water in the tub	(option)	(option)
Stairs for easy climbing into the tub	✓	✓
Cleaning liquid (1l)	✓	✓
Aromatherapy system	(option)	(option)

PIZARRO / PIZARRO BASIC

01.501.086 / 01.501.084

Scan to see product presentation



Lower extremity whirlpool

Whirlpool PIZARRO is designed for treatment of lower extremities (feet and lower leg). 6 jets with adjustable water outflow allow to adjust treatment parameters to the specific case. Passive pearl massage and thermostatic water mixing valve make treatment easier. Wide choice of options controlled with touch screen control panel allows faster service of patient. The design of the bowl allows patient comfortably put his feet in the tub.



Volume: 57 l



Length: 890 mm



Width: 880 mm



Height: 750 mm

Technical features:

- jet system with adjustable outflow water stream (6 jets)
- overflow protection filling system
- touch control panel (PIZARRO)
- thermostatic valve
- modern design



1116 E / 1116 T / 1117 E / 1117 T

01.501.018 / 01.501.017 / 01.501.020 / 01.501.019

Scan to see product presentation



Lower & upper extremity whirlpool

Whirlpool baths series 1116 and 1117 are designed to provide the treatment for lower and upper extremities. The purchase of such device increases the attractiveness of the facility without investing in the two devices at once. This whirlpools are equipped with a system of 4 jets with adjustable direction of water outflow. With two filling levels one can reduce water consumption.

Model 1116:



Volume: 235 l



Length: 1380 mm



Width: 580 mm



Height: 880 mm

Model 1117:



Volume: 135 l



Length: 1080 mm



Width: 580 mm



Height: 780 mm

Technical features:

- jet system with adjustable water stream outflow (4 jets)
- adjustable height
- two filling levels (1116: 120 and 235 liters; 1117: 75 and 135 liters)
- touch control panel (model E)



	1116 E	1116 T	1117 E	1117 T
4 jets with adjustable water stream outflow	✓	✓	✓	✓
Hand shower	✓	✓	✓	✓
Semi-automatic drainage system	✓	✓	✓	✓
Passive pearl massage	✓	(option)	✓	(option)
Touch control panel	✓	-	✓	-
Filling system with electronic thermometer	✓	-	✓	-
Automatic switch off after time of treatment	✓	-	✓	-
Pump "dry-work" protection	✓	-	✓	-
Thermostatic valve	(option)	(option)	(option)	(option)
Chemical disinfection system	(option)	(option)	(option)	(option)
Whirlpool chair	✓	✓	✓	✓
Cleaning liquid (1l)	✓	✓	✓	✓

TASMAN N / E-TS / EN-TS

01.501.081 / 01.501.106 / 01.501.107

Scan to see product presentation



Four-cell tub for therapy in water

TASMAN is a name of three models of four chamber tubs for:

TASMAN N - alternating temperature water treatment

TASMAN E-TS - electrotherapy in water therapy

TASMAN EN-TS - combination of 2 above treatments (electrotherapy in water and alternating temperature treatments)

All treatments can be performed for each chamber independently or in a combined manner.



Volume: 40 l



Length: 1240 mm



Width: 1050 mm



Height: 1000 mm



Technical features:

- hand shower
- thermostatic valve
- touch control panel
- ergonomic, modern design
- lower chamber capacity: 25 liters, upper - 15 liters

	TASMAN N	TASMAN E-TS	TASMAN EN-TS
Hand shower	✓	✓	✓
Touch control panel	✓	✓	✓
8 stainless steel electrodes V4A with independent polarity	-	✓	✓
Thermostatic valve	✓	✓	✓
Automatic switch off after time of treatment	✓	✓	✓
Plug sockets for drain and overflow	✓	✓	✓
Cell covers for alternate bath	✓	-	✓
Whirlpool chair BETA	✓	✓	✓
Cleaning liquid (1l)	✓	✓	✓

CORDOBA / CORDOBA P

01.501.077 / 01.501.087

Scan to see product presentation



Alternating shower (Scottish shower)

Alternating (Scottish) shower combines the effects of pressure on the body (massage effect) and temperature change (which increases physiological responses to the treated area). Scottish shower CORDOBA is a modern device equipped with two thermostatic mixing valves, for a quick and easy way to set the temperature of the water which is delivered to each nozzle (gun) separately. High performance shower (1m³ = 35 minutes with the pressure in the system of 2 atmospheres) in water installations which do not meet the technical requirements and does not allow for the proper operation of the device, provides version CORDOBA P, where pump equalizes pressure of water system.



Volume: 25/40 kg



Length: 1100 mm



Width: 720 mm



Height: 1000 mm



Electrical panels as an option.

T-ALTER / T-ALTER P

01.501.026 / 01.501.038

Scan to see product presentation



Scottish shower

Scottish shower T-ALTER series is a device with powerful settings. It is equipped with thermostatic mixer valve, which allows precise regulation of water temperature. Water temperature change lever allows quick change of the stream temperature (cold-heat, hot-cold). On the desktop, there are 3 hoses which allow to apply a stream of high pressure shower (so-called "Whip") and low pressure (so-called "Pitched"). High performance device (1m³ = 35 minutes with the pressure in the system 2 atmosphere) in water installations which do not meet the technical requirements and does not allow for the proper operation of the device, provides a version of the T-ALTER P, where pump equalizes the pressure in the water system.



Volume: 25/40 kg



Length: 410 mm



Width: 680 mm



Height: 810 mm



Scan to see product presentation



Underwater massage unit

The unit is designed for classic underwater massage using a hose with interchangeable nozzles. There are two versions: stationary and mobile (on wheels).



Volume: 25 kg



Length: 410 mm



Width: 680 mm



Height: 810 mm

Technical features:

- pressure adjustment knob to control stream of flowing water
- manometer indicating pressure
- failure and phase sequence change protection
- overload protection
- hose for underwater massage with 3 interchangeable nozzles
- 3-phase pump 400V (pressure 4 bar)



Scan to see product presentation



Circular shower

Ring shower unit uses the temperature and mechanical factor (massage) of water jet. The temperature during the treatment is controlled by thermostatic valve. In version with electronic control unit (T-NP / E) settings can be automatically controlled (temperature, cold-warm water cycle times and the entire procedure) using the control panel. Shower is made of chrome-plated brass tube, optionally it may be made from stainless steel tubes.

Shower T-NP



Length: 970 mm



Width: 970 mm



Height: 2260 mm

Shower with cathedra T-NP / E



Length: 410 mm



Width: 680 mm



Height: 2260 mm



ACCESSORIES



KRYSTALIT

Liquid which ensure cleaning and descaling of the tubs and whirlpools.



STAIRS

Enable the access of the patient to the high tubs.



CHAIR

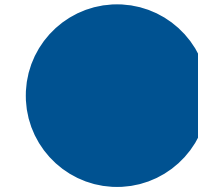
Easy approach to whirlpools (high regulation, rotating seat).



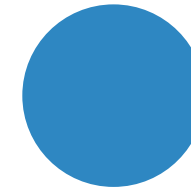
STAIRS WITH HANDRAIL

Optional accessory for tubs. Especially for disable and elderly patients.


STANDARD COLORS



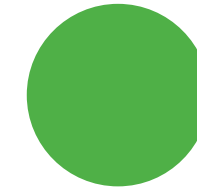
5005 RAL
Signal Blue




5012 RAL
Light Blue



6027 RAL
Light Green




6018 RAL
Yellow Green




6002 RAL
Leaf Green




9001 RAL
Cream



4001 RAL
Rose



2004 RAL
Pure Orange



10217 RAL
White

If it is not specified in the order, the bathtub will be manufactured in default colors:

- 5012 RAL light blue - inside
- 10217 RAL white - outside




See more:

technomex.eu/products/hydrotherapy-equipment



Helping through
technology



P_ +48 32 40 10 350
M_ export@technomex.pl
W_ technomex.eu

A_ PHU Technomex Sp. z o.o.
ul. Szparagowa 15,
44-141 Gliwice
POLAND

f facebook.com/technomex
@ instagram.com/technomexpl
▶ youtube.com/phutechnomex

technomex.eu

MMXXII/DM/0707/P1536